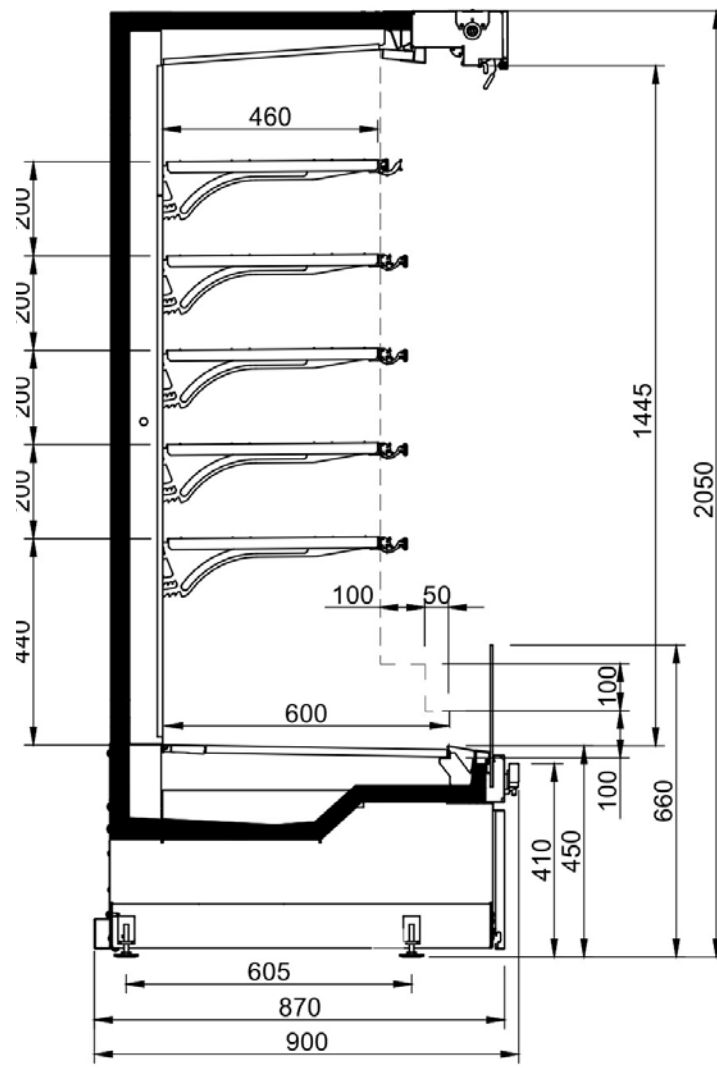


# PENCIL MODULAR

Module	937	1250	1875	2500	Unit
--------	-----	------	------	------	------

Dimension and weights					
Lenghts	937	1250	1875	2500	mm
Endwall	32				
Minimum distance between cabinet and wall	100				
Shelves	Pitch	25			
	Depth	310-360-410-460			
	Rows	4-5			
Total Display Area (TDA)	2,76	3,25	4,22	5,20	m <sup>2</sup>
Volume	642	857	1285	1713	dm <sup>3</sup>
Weight	270	290	430	490	kg
Weight Packaged	290	310	450	510	

## Cross Section





# TECHNICAL DATA SHEET

Module	937	1250	1875	2500	Unit
--------	-----	------	------	------	------

Refrigeration data							
Climate Class 3	Propane	50Hz	120	150	125+125	150+150	g
	Controller	Electronic	5				W
	Compressor	50Hz	1210	1270	1210	1270	
	Energy consumption	3M1	21,1	26,0	37,3	39,3	kWh/24h
	Heat Flux to ambient	3M1	880	1085	1555	1640	W

Electrical Absorptions								
Lighting LED	3000K-4000K-Natura	Canopy	-	11	13	22	26	W
		Canopy + Shelves	4 rows	46	57	92	114	
			5 rows	55	68	110	136	
Fans	Condenser		32	32	64	64		
	Evaporator		20	20	40	50		

Energy label data						
Energy Efficiency Class						-
Energy Efficiency Index	48,7	53,1	62,1	55,1	-	
Annual Energy Consumption (AEC)	7702	9490	13615	14345	kWh/a	