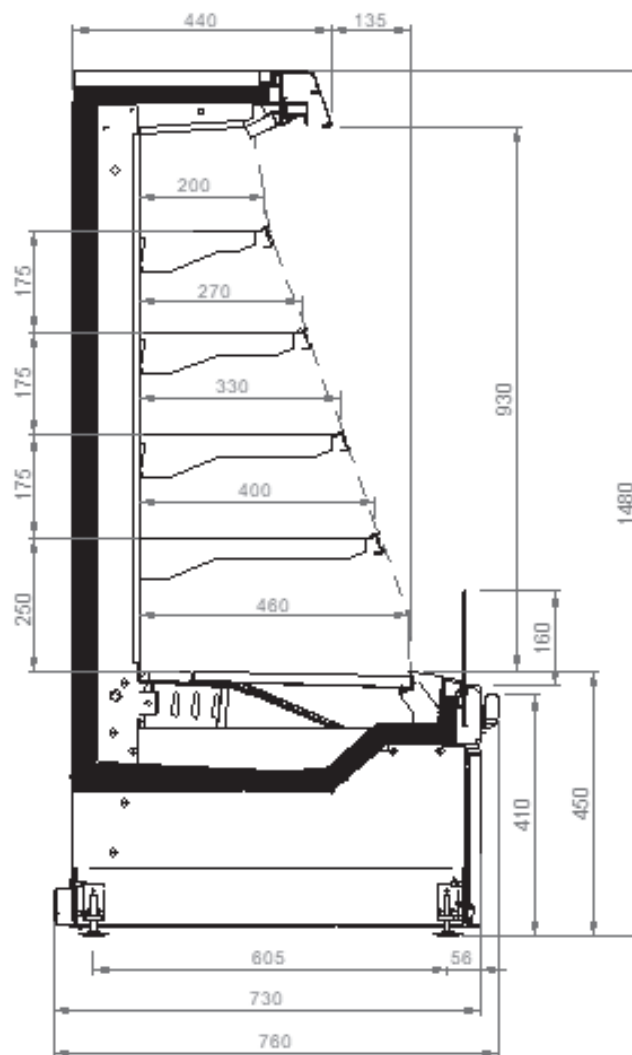


# INK

Module	937	1250	Unit
--------	-----	------	------

Dimension and weights				
Lengths		937	1250	mm
Endwall		32		
Minimum distance between cabinet and wall		100		
Shelves	Pitch	25		
	Depth	200-270-330-400		
	Rows	4		
Total Display Area (TDA)		1,61	1,94	m <sup>2</sup>
Volume		285	380	dm <sup>3</sup>
Weight		210	240	kg
Weight Packaged		240	270	

## Cross Section



# TECHNICAL DATA SHEET

Module	937	1250	Unit
--------	-----	------	------



## Refrigeration data

Climate Class 3	Propane	50Hz	110	130	g
	Compressor	50Hz	865	1255	W
	Energy consumption	3M1	12,8	17,9	kWh/ 24h
	Heat Flux to ambient	3M1	535	750	W

## Electrical Absorptions

Lighting LED	4000K, 3000K, MEAT	Canopy + Shelves (x4)	46,2	57,2	W
Fans	Condenser		32		
	Evaporator		20		
Controller			5		

## Energy label data

Energy Efficiency Class			-
Energy Efficiency Index	42,6	52,9	-
Annual Energy Consumption (AEC)	4672	6534	kWh/a